

53 200m Butterfly Men Final

Official

NZR

Open New Zealand Long Course Record

1:54.15 2009-04-04

Moss Burmester
AK

18yr
NZR

18 Years New Zealand Long Course Records

1:57.75

Standard

17yr

17 Years New Zealand Long

1:57.93 1999-07-30

Danyon Loader

Show more

☰ Qualified

☰ Heats

☰ Summary

Total

Rank	Competitor	Age	Club	RT	PTS	Result
1	 Kregting Daniel	16	 Roskill Swi...	+0.66		2:07.42 Entry: 2:07.19 (+0.23)
	50m: 27.30	100m: 58.70 (31.40)	150m: 1:32.36 (33.66)			200m: 2:07.42 (35.06)
2	 Carlisle Caleb	18	 Napier Aqu...	+0.70		2:07.58 Entry: 2:11.97 (-4.39)
	50m: 27.88	100m: 1:01.28 (33.40)	150m: 1:34.31 (33.03)			200m: 2:07.58 (33.27)
3	 Arrowsmith Leo	17	 United Swi...	+0.64		2:09.57 Entry: 2:12.58 (-3.01)
	50m: 28.43	100m: 1:01.82 (33.39)	150m: 1:35.56 (33.74)			200m: 2:09.57 (34.01)
4	 Broekhuizen Kinnon	17	 Hamilton Aq...	+0.72		2:10.98 Entry: 2:14.75 (-3.77)
	50m: 28.25	100m: 1:01.28 (33.03)	150m: 1:36.24 (34.96)			200m: 2:10.98 (34.74)
5	 Hamblyn-Ough Larn	18	 Coast Swi...	+0.76		2:11.08 Entry: 2:13.66 (-2.58)
	50m: 28.24	100m: 1:01.12 (32.88)	150m: 1:35.35 (34.23)			200m: 2:11.08 (35.73)
6	 Humphries Jacob	15	 North Shor...	+0.74		2:12.15 Entry: 2:15.01 (-2.86)
	50m: 27.84	100m: 1:00.76 (32.92)	150m: 1:35.84 (35.08)			200m: 2:12.15 (36.31)
7	 Yuan Eric	16	 Porirua City...	+0.63		2:12.19 Entry: 2:14.33 (-2.14)
	50m: 29.35	100m: 1:03.11 (33.76)	150m: 1:38.44 (35.33)			200m: 2:12.19 (33.75)
8	 Verran Joel	18	 Wharenui S...	+0.80		2:12.25 Entry: 2:16.38 (-4.13)
	50m: 28.52	100m: 1:02.18 (33.66)	150m: 1:36.77 (34.59)			200m: 2:12.25 (35.48)
9	 Kenny Sam	18	 Coast Swi...	+0.64		2:12.96 Entry: 2:15.33 (-2.37)

50m: 28.12 100m: 1:02.20 (34.08) 150m: 1:36.58 (34.38)
200m: 2:12.96 (36.38)

10  Willis Alex 17  Ice Breaker... +0.60 **2:13.73**
Entry: 2:13.57 (+0.16)

50m: 27.83 100m: 1:00.93 (33.10) 150m: 1:35.60 (34.67)
200m: 2:13.73 (38.13)

11  Douillard (V) Noa 15  Dumbea N... +0.71 **2:13.90**
Entry: 2:15.84 (-1.94)

50m: 29.67 100m: 1:03.13 (33.46) 150m: 1:37.96 (34.83)
200m: 2:13.90 (35.94)

12  Close Jackson 16  North Cant... +0.70 **2:14.53**
Entry: 2:14.26 (+0.27)

50m: 29.30 100m: 1:03.49 (34.19) 150m: 1:38.59 (35.10)
200m: 2:14.53 (35.94)

13  Feng Andrew 14  North Shor... +0.69 **2:15.05**
Entry: 2:16.65 (-1.60)

50m: 30.35 100m: 1:04.02 (33.67) 150m: 1:39.12 (35.10)
200m: 2:15.05 (35.93)

14  Howat Kayne 15  SwimZone ... +0.62 **2:15.87**
Entry: 2:20.33 (-4.46)

50m: 29.96 100m: 1:04.02 (34.06) 150m: 1:39.35 (35.33)
200m: 2:15.87 (36.52)

15  Cayuela (V) Loann 17  New Caled... +0.61 **2:15.92**
Entry: 2:17.53 (-1.61)

50m: 29.11 100m: 1:03.08 (33.97) 150m: 1:38.77 (35.69)
200m: 2:15.92 (37.15)

16  Carriage (V) Declan 17  Australia +0.64 **2:16.22**
Entry: 2:17.23 (-1.01)

50m: 30.14 100m: 1:04.64 (34.50) 150m: 1:40.30 (35.66)
200m: 2:16.22 (35.92)

17  Luff Ry 17  Northwave ... +0.73 **2:16.46**
Entry: 2:15.69 (+0.77)

50m: 29.73 100m: 1:04.11 (34.38) 150m: 1:40.65 (36.54)
200m: 2:16.46 (35.81)

18  Nicholson Beau 16  HPK Howick Pak... +0.65 **2:16.75**
Entry: 2:21.94 (-5.19)

50m: 29.90 100m: 1:05.18 (35.28) 150m: 1:41.24 (36.06)
200m: 2:16.75 (35.51)

19  Grace Flynn 16  Vikings Swi... +0.76 **2:17.33**
Entry: 2:17.80 (-0.47)



























50m: 29.84 100m: 1:04.24 (34.40) 150m: 1:39.30 (35.06)
200m: 2:17.33 (38.03)

20  Broadfoot Declan 14  Pirates Swi... +0.63 **2:17.34**
Entry: 2:22.03 (-4.69)

50m: 29.75 100m: 1:04.37 (34.62) 150m: 1:40.43 (36.06)
200m: 2:17.34 (36.91)

21  Paki Te 13  Northwave ... +0.67 **2:17.91**
Entry: 2:23.68 (-5.77)

50m: 29.89 100m: 1:04.94 (35.05) 150m: 1:41.73 (36.79)
200m: 2:17.91 (36.18)

22	 Hardie Orlando	15	 Hamilton Aq... +0.72	2:20.71 Entry: 2:21.56 (-0.85)
	50m: 28.62 200m: 2:20.71 (38.44)	100m: 1:04.61 (35.99)	150m: 1:42.27 (37.66)	
23	 Dickison Charlie	13	 Nga Tai Tu... +0.64	2:20.80 Entry: 2:31.98 (-11.18)
	50m: 30.90 200m: 2:20.80 (37.05)	100m: 1:07.17 (36.27)	150m: 1:43.75 (36.58)	
24	 Inwood Hamish	16	 Jasi Swim ... +0.74	2:20.85 Entry: 2:22.61 (-1.76)
	50m: 29.08 200m: 2:20.85 (38.18)	100m: 1:04.64 (35.56)	150m: 1:42.67 (38.03)	
25	 Beattie Flynn	15	 Mt Maunga... +0.81	2:21.36 Entry: 2:22.27 (-0.91)
	50m: 30.20 200m: 2:21.36 (38.31)	100m: 1:05.08 (34.88)	150m: 1:43.05 (37.97)	
26	 Sands Hunter	16	 Liz van Wel... +0.72	2:21.84 Entry: 2:22.42 (-0.58)
	50m: 30.25 200m: 2:21.84 (38.72)	100m: 1:05.87 (35.62)	150m: 1:43.12 (37.25)	
27	 Andersen (V) Paxton	14	 Australia +0.67	2:21.86 Entry: 2:27.51 (-5.65)
	50m: 30.74 200m: 2:21.86 (37.13)	100m: 1:07.27 (36.53)	150m: 1:44.73 (37.46)	
28	 Segers Seb	14	 United Swi... +0.77	2:22.80 Entry: 2:24.32 (-1.52)
	50m: 30.75 200m: 2:22.80 (38.32)	100m: 1:06.40 (35.65)	150m: 1:44.48 (38.08)	
29	 Yin Caleb	14	 Mt Eden S... +0.73	2:23.48 Entry: 2:27.43 (-3.95)
	50m: 31.85 200m: 2:23.48 (36.88)	100m: 1:09.28 (37.43)	150m: 1:46.60 (37.32)	
30	 Joyce Josiah	15	 St Paul's S... +0.64	2:23.78 Entry: 2:26.63 (-2.85)
	50m: 31.16 200m: 2:23.78 (38.99)	100m: 1:07.22 (36.06)	150m: 1:44.79 (37.57)	
31	 Webber Nathan	16	 Tawa Swim... +0.81	2:24.42 Entry: 2:19.27 (+5.15)
	50m: 30.48 200m: 2:24.42 (40.04)	100m: 1:06.64 (36.16)	150m: 1:44.38 (37.74)	
32	 Callow William	13	 Aquagym S... +0.80	2:25.27 Entry: 2:33.10 (-7.83)
	50m: 31.57 200m: 2:25.27 (40.26)	100m: 1:07.24 (35.67)	150m: 1:45.01 (37.77)	
33	 Fuatimau Caden	13	 Mt Wellingt... +0.74	2:26.19 Entry: 2:32.27 (-6.08)
	50m: 31.53 200m: 2:26.19 (40.10)	100m: 1:08.27 (36.74)	150m: 1:46.09 (37.82)	
34	 Crawford Lachlan	16	 Swim Timaru +0.65	2:26.95 Entry: 2:24.79 (+2.16)

50m: 32.26 100m: 1:09.23 (36.97) 150m: 1:47.19 (37.96)
200m: 2:26.95 (39.76)

35  **Kim James** 15  **Waitaha S...** +0.64 **2:27.39**
Entry: 2:26.19 (+1.20)

50m: 30.13 100m: 1:06.87 (36.74) 150m: 1:46.05 (39.18)
200m: 2:27.39 (41.34)

36  **Narayan Ari** 14  **Hamilton Aq...** +0.64 **2:27.96**
Entry: 2:32.34 (-4.38)

50m: 32.60 100m: 1:10.62 (38.02) 150m: 1:49.34 (38.72)
200m: 2:27.96 (38.62)

37  **Candish Blake** 15  **Whanganui...** +0.68 **2:29.08**
Entry: 2:29.50 (-0.42)

50m: 30.89 100m: 1:08.83 (37.94) 150m: 1:48.99 (40.16)
200m: 2:29.08 (40.09)

38  **Oliver Lockie** 15  **Greymouth ...** +0.73 **2:29.57**
Entry: 2:28.44 (+1.13)

50m: 31.35 100m: 1:09.10 (37.75) 150m: 1:49.35 (40.25)
200m: 2:29.57 (40.22)

39  **Commerford Lucas** 15  **Tawa Swim...** +0.71 **2:29.95**
Entry: 2:32.37 (-2.42)

50m: 31.23 100m: 1:09.87 (38.64) 150m: 1:51.00 (41.13)
200m: 2:29.95 (38.95)

40  **Yee Jaeci** 14  **Capital Swi...** +0.71 **2:30.51**
Entry: 2:29.88 (+0.63)

50m: 31.34 100m: 1:09.75 (38.41) 150m: 1:50.39 (40.64)
200m: 2:30.51 (40.12)

41  **Stracey Monty** 14  **Wharenui S...** +0.61 **2:31.10**
Entry: 2:28.57 (+2.53)

50m: 32.06 100m: 1:10.86 (38.80) 150m: 1:50.84 (39.98)
200m: 2:31.10 (40.26)

42  **Agent Kobey** 14  **Stratford Fl...** +0.77 **2:31.94**
Entry: 2:34.34 (-2.40)

50m: 32.68 100m: 1:11.95 (39.27) 150m: 1:51.43 (39.48)
200m: 2:31.94 (40.51)

43  **Childs Henry** 13  **Northwave ...** +0.43 **2:34.09**
Entry: 2:38.10 (-4.01)

50m: 32.17 100m: 1:10.38 (38.21) 150m: 1:51.16 (40.78)
200m: 2:34.09 (42.93)

44  **Boocock James** 13  **Nelson Sou...** +0.78 **2:35.60**
Entry: 2:37.29 (-1.69)





50m: 32.83 100m: 1:11.90 (39.07) 150m: 1:54.32 (42.42)
200m: 2:35.60 (41.28)

45  **Wang Justin** 13  **Porirua City...** +0.69 **2:36.26**
Entry: 2:38.15 (-1.89)

50m: 34.37 100m: 1:14.01 (39.64) 150m: 1:55.29 (41.28)
200m: 2:36.26 (40.97)

46  **Ren Brian** 13  **Triton Swim...** +0.76 **2:46.28**
Entry: 2:49.01 (-2.73)

50m: 34.84 100m: 1:17.05 (42.21) 150m: 2:01.40 (44.35)
200m: 2:46.28 (44.88)

47	 Pinkerton Logan	13	 Liz van Wel... +0.63	2:46.46 Entry: 2:46.88 (-0.42)
	50m: 33.45 200m: 2:46.46 (45.91)	100m: 1:15.59 (42.14)	150m: 2:00.55 (44.96)	
48	 Forlong Hayden	13	 Papamoia +0.72	2:57.07 Entry: 2:58.73 (-1.66)
	50m: 37.12 200m: 2:57.07 (48.08)	100m: 1:22.14 (45.02)	150m: 2:08.99 (46.85)	
-	 Lavigne Luca	14	 Tawa Swim... +0.71	DSQ
-	 Barton Jack	16	 North Shor... +0.70	DSQ